

Hello Jeffco Families,

Jeffco Public Schools uses Securly to keep students safe while using their school-issued devices outside of the district network. After launching the district wide TechForEd program this fall, we are now piloting a program to provide district families with the ability to monitor their student’s Internet activity using the free **SecurlyHome app**.

The **SecurlyHome app** will provide families with more visibility into their students’ daily device usage. Since our firewall, Palo Alto handles monitoring and filtering for students while they are in school and Securly manages the filtering for devices when they are away from school, the **SecurlyHome app** offers the ability for parents to both monitor and control students’ internet activity outside of the Jeffco Public Schools network. The ability to monitor activity will be included in this pilot but the ability to control (turn off and on) features will be provided to parents at a later date.

Summit Ridge Middle School has been included in the pilot of this program. Once the file containing parent names and email addresses is uploaded to Securly, you will receive a welcome email asking you to download the **SecurlyHome app** and to create an account.

The welcome email will be similar to the one below:



securly://

Dear Parents,

~~Zionsville Community SD~~ is using Securly-protected devices.
Here is what that means for your child's school device:

-  Automatic filtering of inappropriate content
-  Flags for alarming activity (bullying, self-harm)
-  Parent visibility of school device activity

Get Started

Zionsville Community SD has created your account on the SecurlyHome app! Starting next week, you will receive your child's weekly online activity report via email. **Want a real time view of this activity?**

ALL YOU NEED TO DO IS:

- 1** Download the Free SecurlyHome app
 
- 2** Tap the "Login" button

- 3** Enter your school registered email and tap the "get instant access" button

securly://

Securly is a Silicon Valley based technology company serving K-12 schools all over the world. We have offices in San Jose, Charlotte, Mexico, and India.

homesupport@securly.com | 1-855-SECURLY | www.securly.com





Once this is completed, you will have a real-time view of your child's activity on their school device. You will also get a weekly email from Securly with a snapshot report of that activity and will be able to check your student's internet activity anytime during the day.

Keep in mind that no web filter is perfect and there is the risk of inappropriate content making its way through the filter. Securly does catch and filter a majority of traffic categorized as Pornography, Drugs, and Gambling.

Also, as a reminder that it is outlined in ***District Policy JS – Student Use of District Computing Resources and the Internet***, there should be no expectation of privacy when using district issued devices. Families should remember that Securly is not only active when students are connected home networks but also when connected to hotspots and public networks such as those offered at Starbucks, McDonalds, etc.

You can begin downloading the SecurlyHome app on or after [January 27](#). If you have any questions, please contact our Digital Teacher Librarian, Lori Guyll, lori.guyll@jeffco.k12.co.us

Thank you,

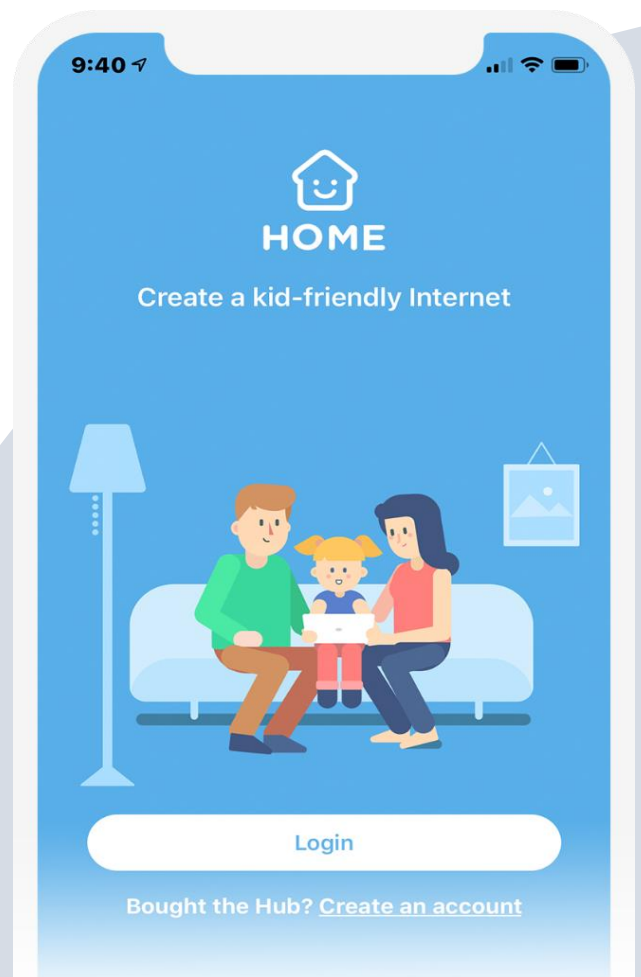
Chris Paschke
Jeffco Public Schools' Executive Director of Data Privacy and Security

Get Started:

1

Download the **SecurlyHome App**.

Access to your child's real-time activity feed, right in the palm of your hand.



2

Open the app and tap the **Login button**.

Parent Login

mitchell@securly.com

Get instant access

or

Use your password

Enter the **email address you have registered with your child's school** and tap the **"Get instant access" button**.

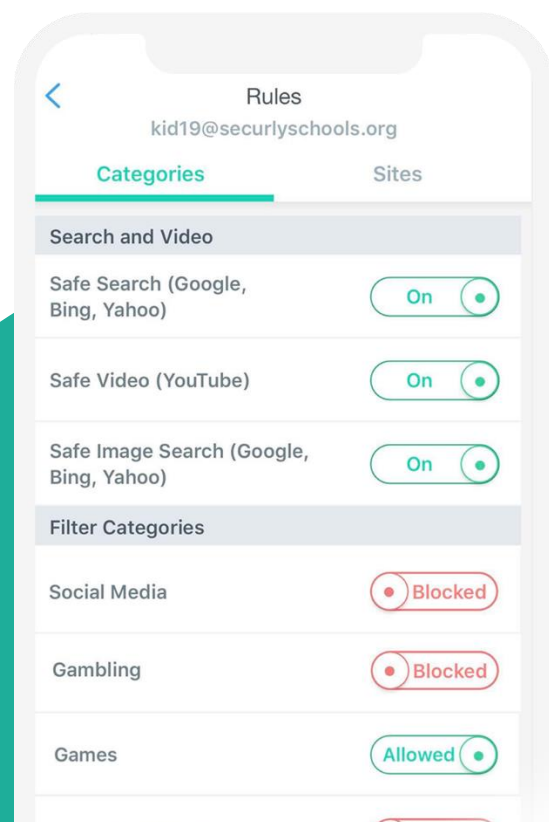
Check your email **from your phone**, click on the link, and hooray! Your account is ready to go.

3

Your App, Your Rules.

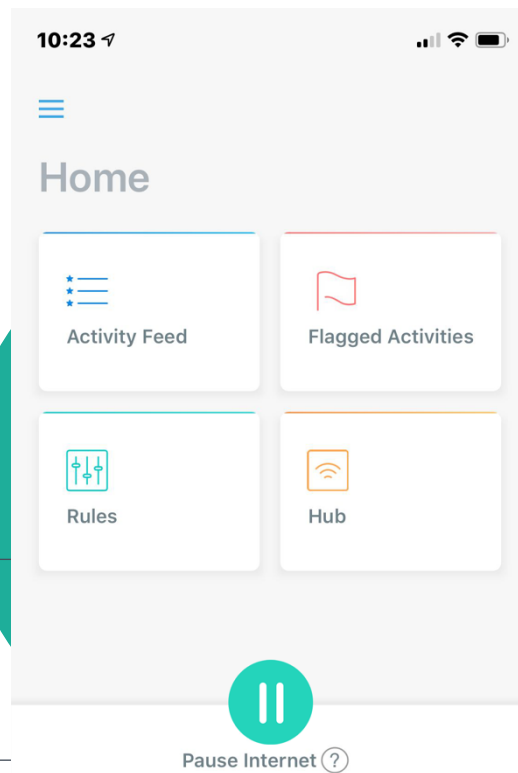
Create your own rules for when your child's school device comes home.

Reminder – this functionality will be available to families at a later date.



Get to Know Your SecurlyHome App

Navigate and explore different views into your child's online activity.



Activity Feed

Get a real-time view of your child's online activity.

Rules

Block specific categories such as social media and gaming on your child's school device when it is at home.

Flagged Activities

The SecurlyHome app will notify you of any flagged activities pointing to self-harm or bullying related to your child.

Hub

If you want to manage and monitor your child's personal devices, check out the Hub. Learn more at <http://www.securly.com/hub>

Pause

Turn on and off internet access on your child's school device when it is at home.



Download the FAQ PDF for more information.

If you want to learn more about Securly's online safety solutions, please visit www.securly.com/home. For any additional questions, email homesupport@securly.com.